

Click on *BMC-E-Market Login*.

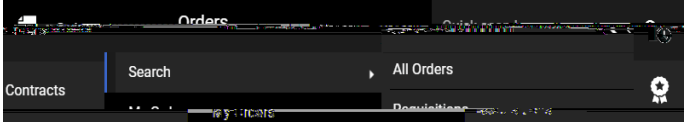
To logout of E-Market from any screen click on the profile icon located in top right corner of screen.

Your profile will expand. Click the at the bottom of the profile screen.

The menu is a list of icons located vertically along the left side of the screen.




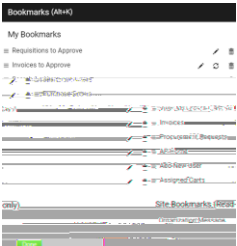
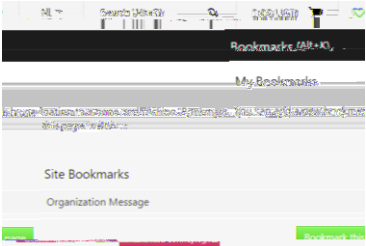
To view options under each menu icon hover over icon and then hover over sub-menu if there is one. Click on menu option name to access that page.




Using the menu above, navigate to the page you want to bookmark then click  located in header.



Click *Bookmark this page*. To reorganize order of bookmarks, click *edit* then drag and drop within list, or use the  icon to delete. When done click **Done**.



To navigate to bookmarked pages, click  then the menu option listed under *Bookmarks*.